

205' PSV Wisconsin

Specifications 3/16

Main Particulars

Length Overall	205 ft	62.49 m
Length BP	191 ft	58.22 m
Beam	46 ft	14.02 m
Depth	17 ft	5.18 m
Light Draft	9 ft	2.74 m
Loaded Draft	14 ft 2 in	4.32 m
Summer Freeboard	2 ft 10 in	0.88 m
Light Ship	936.62 LT	951.65 MT

Capacities (100%)

Drill Water	162, 758 USG	616.11 m ³
Potable Water	30,142 USG	114.10 m ³
Fuel	124,971 USG	473.07 m ³
Methanol	N/A	N/A
Liquid Mud	3,244 bbls	515.72 m ³
Dry Bulk	8,425 ft ³	238.57 m ³
Brine	136, 239 USG	515.72 m ³
Base Oil	136, 239 USG	515.72 m ³
Dead Weight	1,698.01 LT	1,725.26 MT

Cargo Deck

Tonnage	1,220 LT	1,239.58 MT
Strength	540 lbs/ft ²	2.64 MT/m ²
Length	120 ft	36.58 m
Width	36 ft	10.97 m
Clear Area	4, 680 ft ²	434.78 m ²

Tonnage

Gross	N/A	1,099 GT ITC
Net	N/A	329 NT ITC

Machinery

Main Engines	2 - Caterpillar 3516 B
Brake Horsepower	4,200
Z Drives	N/A
Reduction Gears	2- Reintjes WAF861
Gear Ratio	5.842 : 1
Propellers	2 - Bird Johnson 92D x 67P
Rudders	2 - Becker
Shaft Generators	N/A
Auxiliary Generators	2 - 105 kw
Emergency Generators	N/A
Bow Thrusters	1 - 1,000 hp - Azmuthing
Stern Thrusters	N/A
Liquid Mud Circulation	2 - Pumps

Performance

Maximum Speed	12 kts
Cruising Speed	11 kts
Max Fuel Consumption	172 GPH
Cruising Fuel Consumption	138 GPH

Discharge Rates

Drill Water	600 GPM @ 150 ft	136.27 m ³ /hr @ 45.72 m
Potable Water	600 GPM @ 150 ft	136.27 m ³ /hr @ 45.72 m
Fuel	600 GPM @ 150 ft	136.27 m ³ /hr @ 45.72 m
Methanol	N/A	N/A
Liquid Mud	1,200 GPM @ 150 ft	272.55 m ³ /hr @ 45.72 m
Dry Bulk	1,000 ft ³ /hr @ 80 psi	28.32 m ³ /hr @ 5.52 bar
Brine	1,200 GPM @ 150 ft	272.55 m ³ /hr @ 45.72 m
Base Oil	1,200 GPM @ 150 ft	272.55 m ³ /hr @ 45.72 m

Accommodations

Total Cabins/Berths	6 Cabins / 16 Berths
Officer Cabins	2 Cabins / 2 x 1
Crew Cabins	1 Cabin / 1 x 4
VIP Cabins	N/A
Passenger Cabins	3 Cabins / 1 x 2 & 2 x 4
Lounge	N/A
Mess	Seating for 12

Electronics & Controls

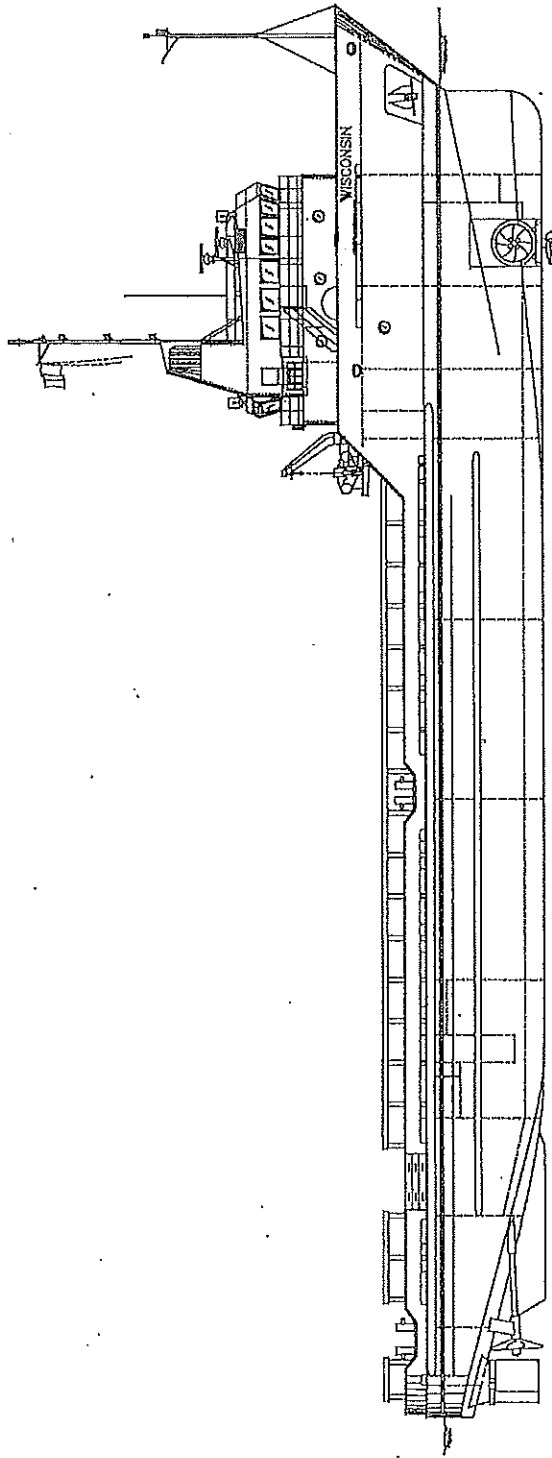
Joystick	1 - Kongsberg Simrad
Depth Sounder	1 - Si-Tex, 1 - Echopilot
DGPS	1 - OceanStar, 1 - Raven
Dynamic Positioning	1 - Kongsberg CPOS, DP1
GPS	1 - Furuno, 1 - Navigator
Gyro	1 - Robertson, 1 - Sperry
SSB	1 - SEA
VHF	2 - SEA, 2 - Standard Horizon
Radars	1 - Sinard, 1 - JRC
Radio System	GMDSS
Internet E-mail	Globe Wireless
Weather Radio	XM

Special Equipment

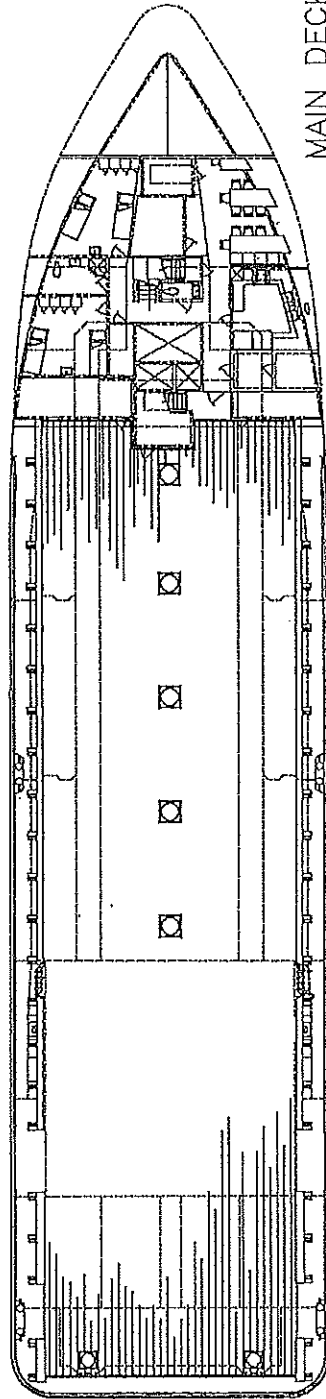
Crane	N/A
Survival Craft	N/A
Windlass	1 - Fritz Culver - 1.25 in
Rescue Boat	1 - Zodiac
Firefighting	1 - @ 1,000 GPM

Documentation

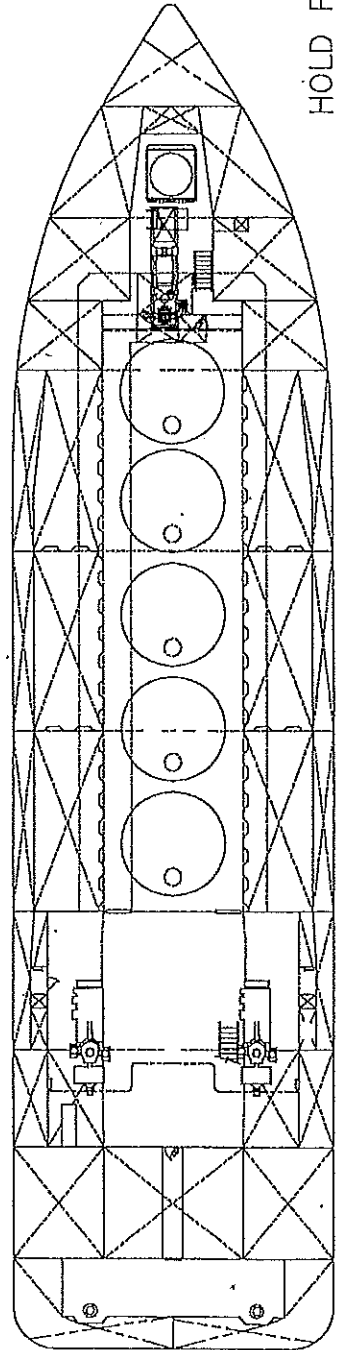
Class	+A1, Domestic Service, +AMS, DPS -1
Flag	United States
Solas	N/A
USCG	Subchapter L, OSV
Year Built	1998
Official Number	1069832
Radio Call Sign	WCY6329
Builder	Halter Marine, Inc.



OUTBOARD PROFILE



MAIN DECK



HOLD PLAN